

# FIBRE ROUTER SETUP GUIDE

TOTOLINK  
A3000RU



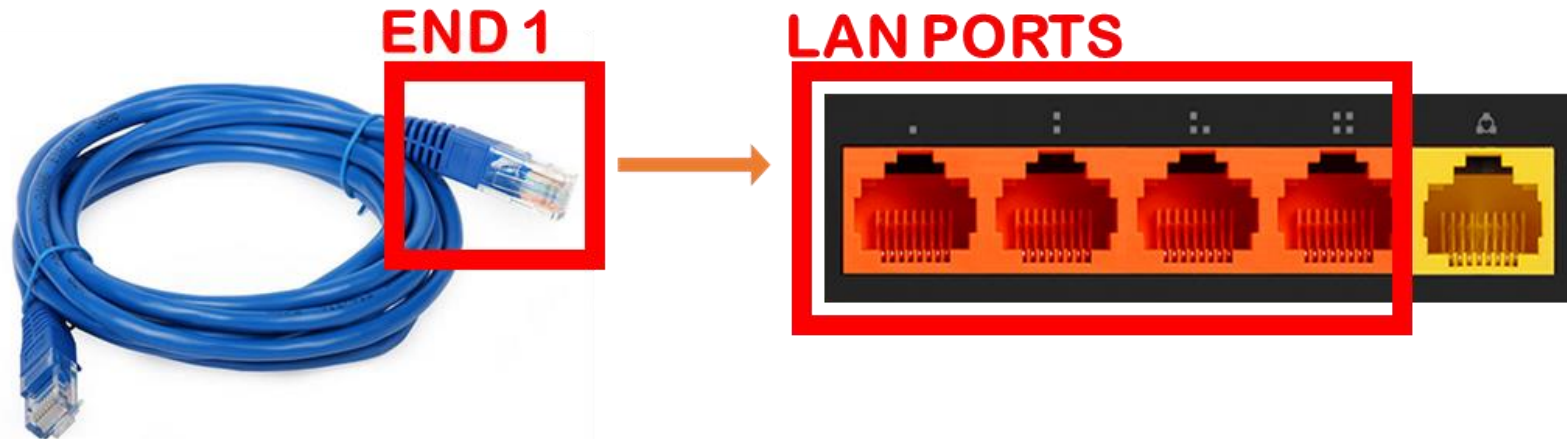
 <http://totolink.net/>



# STEP 1


PLEASE NOTE THAT YOU WILL NEED A SECOND ETHERNET / LAN CABLE  
VERY IMPORTANT: DO NOT REMOVE LAN CABLE CONNECTED BETWEEN YOUR ROUTER'S WAN PORT AND THE ONU

Plug one end of your ethernet / LAN cable in to one of the LAN (orange) ports at the back of the router



STEP  
2

Plug the other end of the ethernet / LAN cable into the LAN port in your computer



STEP  
3

Open your web browser and type in the router IP address into the URL



**ROUTER IP ADDRESS:  
192.168.0.1**



\* Please be sure not to Google the IP address, but type it into the URL as shown

# STEP 4

Enter default username & password

## USER LOGIN

[Forget Password?](#)

	User Name	<input type="text" value="admin"/>
	Password	<input type="password" value="admin"/>
<input type="button" value="LOGIN"/>		

\* all lowercase

# STEP 5

You will now be on the EASY SET UP window:

**Easy Setup**  
The easy setup will guide you to configure AP for first time. [Advanced Setup](#)

Change the WAN Connection Type to PPPOE by clicking on the drop-down arrow

**Easy Setup**  
The easy setup will guide you to configure AP for first time. [Advanced Setup](#)

**Connection Status**  
Connection Status: DHCP Disconnected

**Internet Setting**

WAN Connection Type: DHCP

**5G Wireless**

Network Name(SSID):   
Password:

**2.4G Wireless**

Network Name(SSID):   
Password:   
The Password length should be between 8-63 bits

[Apply](#)

DHCP

Static IP

DHCP

PPPoE

PPTP

L2TP

# STEP 6

You now have the option to change your Network Name (SSID) and password to what you would prefer

**5G Wireless**

Network Name(SSID)

Password

The Password length should be between 8-63 bits

**2.4G Wireless**

Network Name(SSID)

Password

The Password length should be between 8-63 bits

**Easy Setup**

The easy setup will guide you to configure AP for first time. Advanced Setup

**Connection Status**

Connection Status DHCP **Disconnected**

**Internet Setting**

WAN Connection Type

**5G Wireless**

Network Name(SSID)

Password

The Password length should be between 8-63 bits

**2.4G Wireless**

Network Name(SSID)

Password

The Password length should be between 8-63 bits

Apply

**IMPORTANT:**  
CLICK "APPLY" WHEN  
DONE TO SAVE  
CHANGES